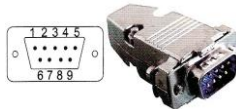


- RS422 Differential Quadrature Output
- Portable Reference Point
- Socket System Sensor
- Smooth Slide
- Contactless System
- Protection Class IP67
- Large Mounting Tolerances
- Usable For Left or Right in Same Scale
- Compatible with Delem, Cybelec and ESA Controllers

Especially it is recommended for applications with a measuring length of up to 2040 mm in high speed and high vibration environments and small places.

MLC 420 is usable right or left in same scale with its portable reference point. It has large mounting tolerances with its ergonomic design.

Pin Connections

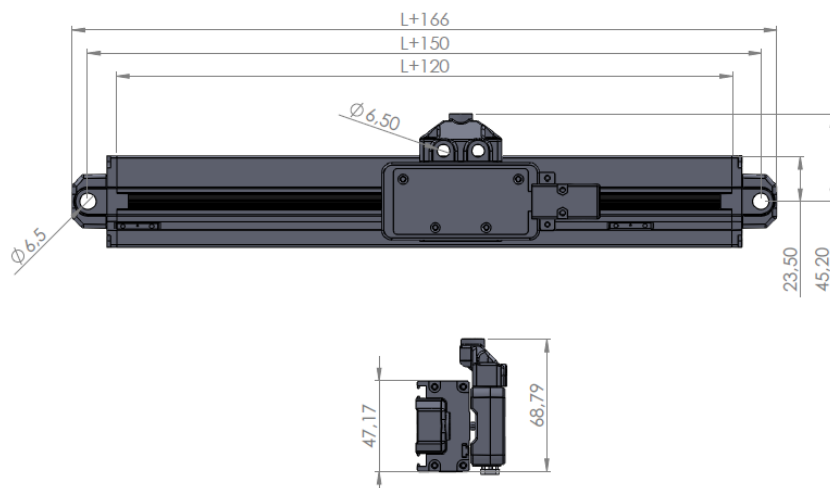


PIN NO	SIGNAL	CABLE COLOUR
1	A	YELLOW
2	/B	WHITE
3	+V	RED
4	0 V	BLACK
5	/A	BLUE
6	B	GREEN
7	/Z	GREY
8	Z	PINK
9	GROUND	SHIELD



Technical Specifications

Resolution	5µm, 10µm, 25µm, 62.5µm (or other)
Output Type	Push-Pull or TTL RS422 Line Driver
Output Signals	A, /A, B, /B, Z, /Z
Input Current	Nominal 50 mA
Output Current	70 mA (For Every Channel)
Power Supply	10..30 VDC or 5 VDC
Electrical Connection	Cable max. 50m
Housing Material	Aluminum
Magnetic Tape	B1, B2 or B5 Nitril Rubber
Travel Velocity	3 m/s
Repeatability	± 1 Pulse
Operating Temperature	-25 to +85°
Connection	Standard: 5 or 8 x 0,14 mm ² shielded cable Optional: Connection for Delem, Cybelec, ESA with D-Sub 9 Pin
Protection Class	IP67

Mechanical Dimensions



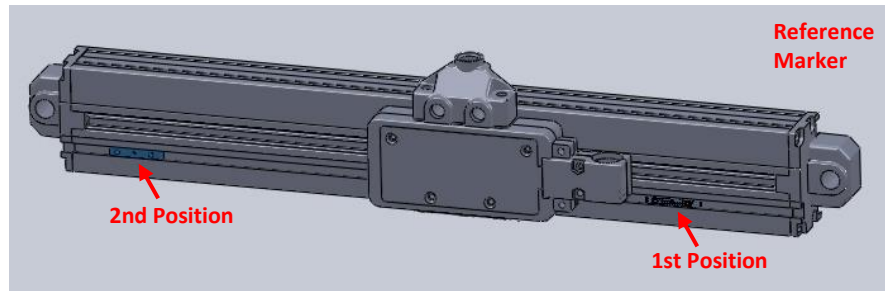
Changing Direction



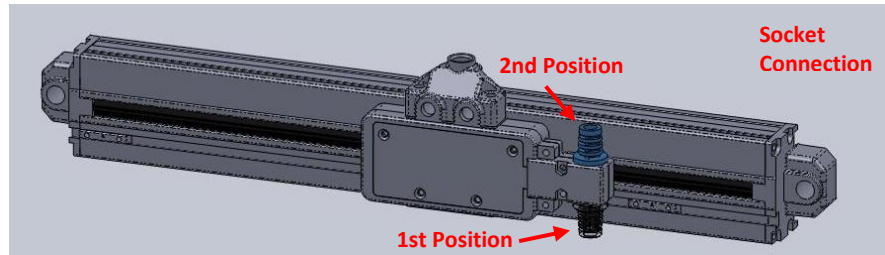
- 1. Reference marker 2. Cable Direction (Socket Connection) 3. Top Installation Head**

The same MLC 420's direction can be change easily by the user. 3 parts of the scale's position can be changed. Use the manual for details.

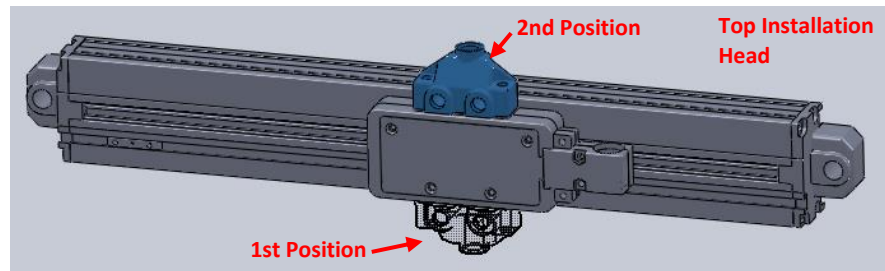
Reference point can be change with the reference marker.



The connector direction can be change.



The top installation head direction can be change.



Order Code

Magnetic Tape

B5
B2
B1

Power Supply and Output

TTL : 5VDC ± %5 Power Supply
5 VDC TTL RS422 Line Driver Output
PP : 24 VDC ± %20 Power Supply
24 VDC Push-Pull Output
HTL : 24 VDC ± %20 Power Supply
5 VDC TTL RS422 Line Driver Output

Cable Length

3M : 3 Meters
5M : 5 Meters
8M : 8 Meters
10M: 10 Meters
* Optional Between 5m to 50m

Measuring Stroke

Optional, User Defined
(Several Standard
Lengths from 50mm to
2.000 mm)

MLC420 - X X - X X - X X X - X - X X - X - X X X mm - X

Model

Resolution

01 : 1µm | 05 : 5µm
10 : 10µm | 25 : 25µm
62 : 62,5µm | 80 : 80µm
100: 100µm

Signal Output Type

2 : A, B
3 : A, B, Z
4 : A, /A, B, /B
6 : A, /A, B, /B, Z, /Z

* Optional One Z Reference
Signal

Sensor Type

C : Cable
S : Spiral

LEFT / RIGHT

L : Left
R : Right



Iran agent

Atek Sensor Technology A.S.



Tel: 021 66 3939 00
Mob: 0912 147 3023
www.IranAtek.ir

Tuzla Kimya Sanayicileri Org. San. Bolg. Melek Aras Bulvari, No:67 34956 Tuzla - Istanbul / TURKEY
Tel: +90 216 399 44 04 Fax: +90 216 399 44 02
www.alfasanayi.com info@alfasanayi.com